

Title: Bucket Drumming lesson 1

Suggested Grades: 3-8

Objectives:

I can drum a rhythm with left and right hand

I can drum ♩ and ♪♪ (quarter and 8th notes) in 4/4 meter

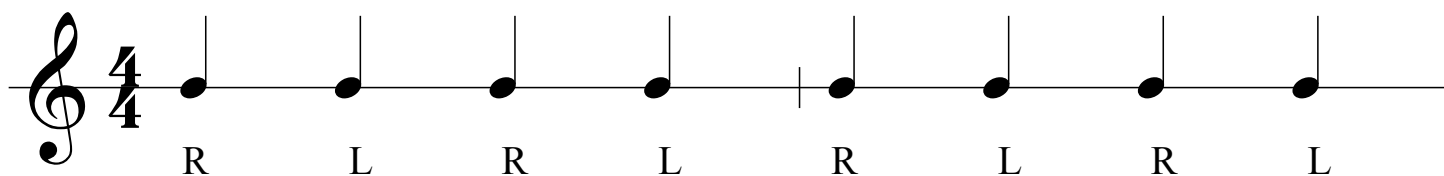
I can create and perform my own rhythm to drum

Directions for Students:

1. Today you will practice and learn how to drum on an a household instrument. If you don't have a bucket, do not worry! You can drum using pencils as your sticks and a box as your drum. Get creative and find any household items that you can use with the permission of your parents.

2. On the drum example, L means left hand and R means right hand. Practice switching hands when you drum.

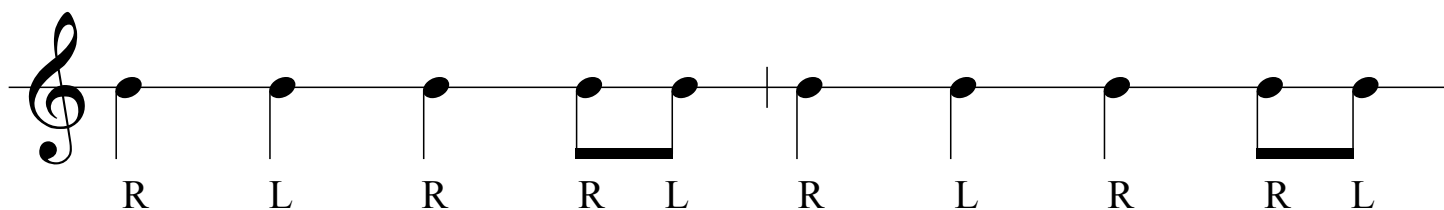
3. Try drumming this pattern: R L R L R L R L



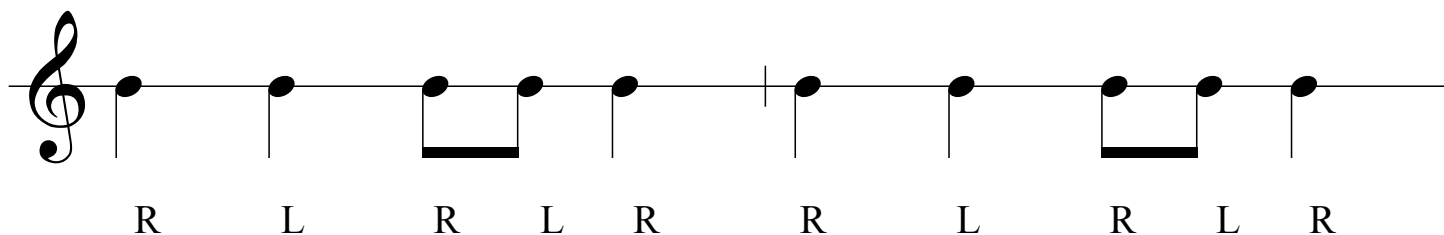
A musical staff in 4/4 time with a treble clef. It contains eight quarter notes. The first four notes are in the first measure, and the next four are in the second measure. Below each note is a letter: R, L, R, L, R, L, R, L.

4. Now try drumming ♩ (ta) and ♪♪ (ti-ti) Remember that ti-ti (♪♪) is two sounds on a beat and ta (♩) is one sound on a beat.

5. Try drumming the example below



A musical staff in 4/4 time with a treble clef. It contains eight notes. The first four notes are in the first measure, and the next four are in the second measure. The notes are: quarter, quarter, quarter, eighth-eighth. Below each note is a letter: R, L, R, R L, R, L, R, R L.



A musical staff in 4/4 time with a treble clef. It contains nine notes. The first five notes are in the first measure, and the next four are in the second measure. The notes are: quarter, quarter, eighth-eighth, quarter, quarter, quarter, eighth-eighth, quarter, quarter. Below each note is a letter: R, L, R, L, R, R, L, R, R.

Assessment:

Answer the following questions: Remember to answer in full sentences!

What household items did you use for your drum and your sticks?

What does R mean and L mean when drumming?

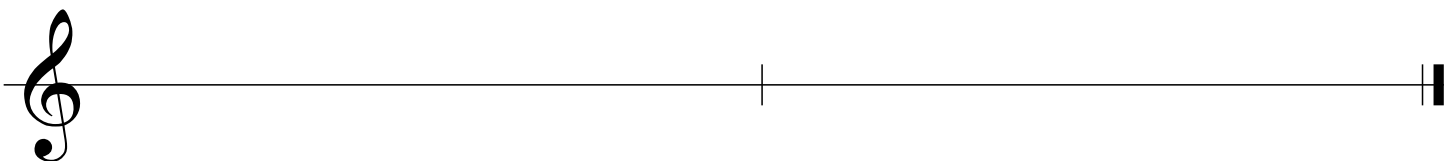
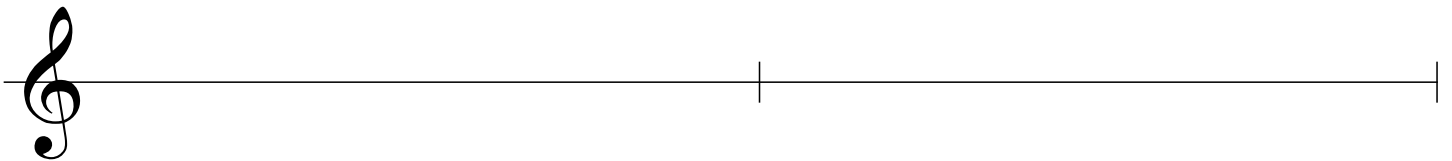
How many sounds on a beat is ♩ (ta)? _____

How many sounds on a beat is ♪♪ (ti-ti)? _____

Write your own rhythm pattern using ♩ and ♪♪

Play your rhythm on your bucket drum.

Give your composition a title.



Challenge Play Along: Practice each section. If you have access to YouTube, search the Pitch Perfect cup song. [Click to go to song](#) (Kidzbop version). Play the A section when the singer starts. Play the B section each time the singer sings, “When I’m gone.” Play the interlude during the break.

A I got my ticket...

B When I'm gone...

Interlude