

GarageBand Project - Drums

iPad-1

Student assignment

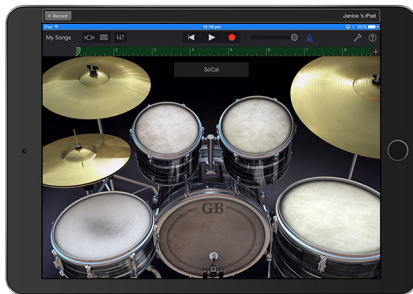
Aim: To be able to record an 8-bar drum beat on the iPad.

You need: iPad with GarageBand app (any version).

Resource video: <https://youtu.be/RLZ4Wmvl4wU>

Task A:

Record this beat on your iPad, using regular drums:



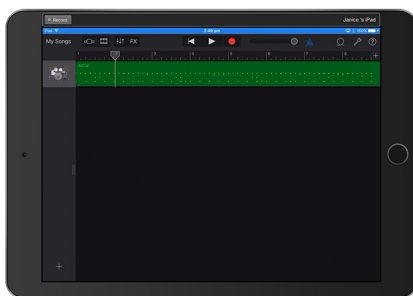
TIPS:

- Choose the instrument drums, not drummer.
- Stick just to the bass drum for this task.
- Try to stay in beat with the metronome click.
- If you make a mistake click the 'undo' arrow.

Student achievement

Task B:

Add a hi-hat part to your beat.

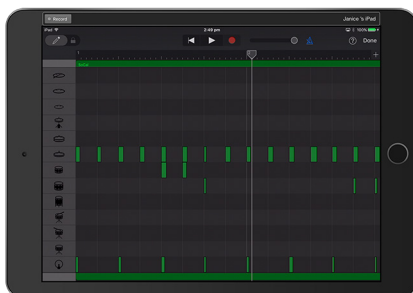


- Recording again will add the hi-hat over your existing bass drum part.
- You can use the ride cymbal (on the right) instead of the hi-hat if you wish.

Student achievement

Task C:

Add some more drums and cymbals to your beat, and edit it using the piano roll editor.



- Enter track view, and then double tap to bring up the menu, and then press edit on the pop up menu to bring up the piano roll editor. You can then drag your notes around to line them up with the vertical beat lines.

Student achievement